

# Peninsula Quilters Gazette

Volume XLIII, No. 4

January 2021

Issue 505

## Next Meeting: January 20, 6 p.m., via Zoom

<http://www.peninsulaquilters.org>

<https://www.facebook.com/groups/2224974187748624/>

## President's Message

Happy New Year! 2021 is finally here and though the pandemic is still with us, the vaccine is giving us hope. A year ago how many of us knew what Zoom was? Who had ever heard the term "social distancing"? We were challenged last year, but we somehow managed to get through. We have learned to have parties, retreats, lectures and meetings virtually. Though we still can't meet in person, we have a very full program this year with workshops, speakers and retreats that will keep you busy.

Our Holiday Party was quite a success. Thank you John Green for providing the music. Gale Green planned a great party with prizes for table decorations and Secret Santas, and we were able to give away two featherweights (donated by Marjorie Bajirin and Andrea Wolff) earning \$1,690. Kathy McGuffin and Maria Iorillo were the lucky winners. Kudos to Gale for planning such a wonderful event and thanks to all who helped.

With so many Americans suffering during this pandemic I am so glad to be a part of a community like Peninsula Quilters. I'm sure none of us will ever again take for granted spending time with a friend or relative, walking into a quilt store, or any store, or just leaving our homes without a mask and hand sanitizer.

I wish you all a healthy, safe New Year.

*Angi Merlone, President*



## Outreach Scorecard

	November	December
Bundles of Joy	19	23
LifeMoves	3	0
CZU Fire	16	16

Let's keep these generous and much-appreciated donations coming! Baby quilts should be minimum 30" and maximum of 45" on a side. LifeMoves quilts should be approximately 65" x 80".

-- Julie Curry,  
Outreach Coordinator

Recent donations included:





**Meg Cox, "Nebraska Quilt Museum"**  
**January 20, 2021, 6 p.m.**

Meg Cox, who serves on the board of advisors for the International Quilt Museum in Lincoln, Nebraska, will open the vaults and reveal the treasures of the greatest quilt museum in the world. Her lecture will show masterpiece quilts, introduce you to curators and break down the steps in mounting an exhibition. IQM boasts a broad and unique collection of American quilts, as well as quilts from more than 55 countries.

---

## **Peninsula Quilters Virtual Workshop Schedule** **January – May 2021**

All virtual workshops are \$50, with the registration form at [www.peninsulaquilters.org](http://www.peninsulaquilters.org). If you have any questions, contact Terry Caselton at 650-773-5756.

### **JANUARY WORKSHOP "OUTER LIMITS"**

**Dates: January 21 & 22 Time: 9:00AM – 12:00PM 2 Day**



**Julie Curry** is a member of PQ and a professional long-arm quilter and certified quilt judge. She has been teaching quilt classes for guilds, retreats, quilt shops and quilting cruises for many years. She is the coordinator of the San Mateo County Fair Home Arts Department and an award-winning quilter whose specialty is creating and teaching happy, scrappy stash quilts. Julie loves to work with all level of quilters – beginner to advanced.



Do you remember that old TV show? "You are about to participate in a great adventure. You are about to experience the awe and mystery that reach from the inner mind to... The Outer Limits." This pattern will "blow your mind"! It looks so complicated, but Julie has developed a method using 3" strips sewn into panels and cut into cross-sections. Using her system, you can easily create this awesome quilt. **Prepare to explore...The Outer Limits!**

## FEBRUARY WORKSHOP “CONFETTI STAR”

Dates: February 23 & 25 Time: 9:00AM – 12:00PM **2 Day**



**Material Girlfriends**

**Lisa W. Norton and Lora W. Zmak** are local designers and teachers. They began Material Girlfriends in 2012 and have designed and published more than 50 patterns and currently working on two books! They have designed 16 exclusive patterns for Marcus Fabrics, including six Block of the Month programs. AND their second line of batik fabrics will hit the market in August 2020. Their third line will be released this winter. Both batik collections are called R06 Primo Batiks by Marcus Fabrics.

**Confetti Star** - Create a Confetti Star with dramatic results. Learn a revolutionary technique that super simplifies the cutting and piecing of the traditional **Hunter Star Block**. **NO Y SEAMS!**



*No special rulers!* Be encouraged to mix and match your block halves to easily create one of the seven different **Confetti Star** settings for a 48” x 64” throw size quilt. Zoom Class will have 3 cameras for your front row viewing. Kits and patterns available at [www.MaterialGirlfriendsShop.com](http://www.MaterialGirlfriendsShop.com). (Coupon discount code “PeninsulaQuiltersGuild\$6” for \$5.50 pattern purchase.)

## MARCH WORKSHOP “HAPPY WONKY QUILT”

Dates: March 18 & 19 Time: 9:00AM – 12:00PM **2 Day**



**Connie Bowles** a member of PQ for a number of years, has taught at quilt shops in the Bay Area and at the Kauai Quilt Guild. She has been quilting since 2002 and the thing she likes best about quilting is being inspired by new patterns, techniques and, of course, fabric. Connie enjoys sharing her love of quilting and her skills with all levels of quilters.



Connie will share her method for making tipsy blocks, which create movement across the quilt. It's easy to piece, and the result will be a quilt that will make you smile. Though it may look complicated, once you get into the rhythm, it's simply fun. So, grab your fat quarters and let's create some joy.


## APRIL WORKSHOP “LITTLE MODERN MINI OR MICRO MINI”

Dates: April 22 Time: 9:00AM – 3:00PM **1 day**



**Kellie Willey's** quilting journey began in 2008 when she met her future mother-in-law Sally, a quilter. Shortly after the wedding Sally gave Kellie a vintage Kenmore sewing machine, a rotary cutter, a cutting mat, a ruler and invited her to share her stash and her friend's stash. Kellie took a beginner quilting class and was hooked. At first she worked on lap-sized quilts until Sally's sister taught her how to

foundation piece and make a small quilt. This started her obsession with making



**Fun stash buster!** Create log cabin style blocks with a twist by setting them on-point. This little Modern quilt is quick to make using a variety of scraps or a Charm-Pack while following easy pattern steps. The Pattern can be adapted to go tiny (Micro Mini) or Mini or make it larger than 11" x 14" the choice is yours. During the workshop, techniques on design and piecing will be taught as well as a demonstration on how to quilt your finished top in a modern way. Also learn how to make a smaller binding that fits the size of your quilt. Your quilt top can be completed in class with only the quilting left to do. Pattern must be purchased prior to the class and will be available February 2021 at [www.littlequiltcreations.com](http://www.littlequiltcreations.com)

## **MAY WORKSHOP "DRESDEN SWEATSHIRT JACKET"**

**with Anelie Belden**

**Dates: May 12 & 13 Time: 9:00AM – 12:00PM each day 2 Day**



**Anelie Belden** is a nationally known sewing instructor, quilt and pattern designer and author. She began sewing by constructing garments which lead to her degree in Fashion Design. While working in the fashion industry she began to explore the art of quilting which became her passion. She has taken the traditional Dresden quilt design and created new updated Dresden Designs which are featured in her book "



Let's have a fun day using a sweatshirt and recreating it into a comfortable stylish jacket. This is a loose-fitting jacket and does not require difficult garment sewing techniques. It can be long or short, loose or fitted. The edges are fully trimmed using Dresden blades which creates a clean finish on all outside edges. Adding a collar and a creative zipper makes **this jacket is a show stopper**. Piping and embellishing can be added to the design. *Each student is required to purchase a \$12.00 pattern which includes the jacket zipper. There will be some advance preparation before class so you can complete the jacket to wear.*

---

## Quilter of the Year

We are currently accepting nominations for Quilter of the Year 2020/2021. This award should reflect the considered opinions of all our members, and so we are soliciting your suggestions for who should receive this honor.

The criteria of the award:

- A person who steps up to help, whenever there is a need or an extra pair of hands is required;

- A person who brings her quilting knowledge and caring spirit to the table;

- A person who leads by example

Who do you think goes above and beyond to further the goals of our guild? Who has helped you become a better quilter? Please start to give it some thought. Please email me your nominations - [smdaroza@yahoo.com](mailto:smdaroza@yahoo.com).

Once we get a list of nominees, we will prepare a ballot, which will be printed in the newsletter (February & March). Ballots will be due by the end of March and we will announce our recipient in April 2021.

Previous honorees:

LaVern Newman 2005-2006

Rosemary Harmerton-Kelly 2006-2007

Margaret Ann Niven 2007-2008

Carol Stapleton 2009-2010

June Wallace 2010-2011

Barbara Hall 2011-2012

Judy Miyake 2017-2018

Gale Green 2018-2019

Julie Curry 2019-2020

---

## Peninsula Quilters Guild 2021 Annual Challenge: *Connections*

The very best essence of PQ is the strength of our connections to one another. The friendships and relationships among Guild members have been a solid source of comfort, inspiration and joy in difficult times. Staying connected in 2020 was certainly a challenge, but through Zoom Meetings, Open Sew, On-Line Classes, and Virtual Retreats, we met it.

And, of course, quilting is really just connecting fabric.

Those two ideas were the inspiration for the PQ 2021 Challenge. Your project must be a quilt, and you must use a recognizable amount of the challenge fabric somewhere on the front of your quilt; binding is OK. There is no size requirement.

Entry fee: \$5/fat quarter. Fabric is available from Jess Millikan – contact her by email ([jbmilikan8@gmail.com](mailto:jbmilikan8@gmail.com)) or phone or text to 415-509-6083 to pick it up in person, or send her \$5 and she will mail or deliver to you.

Entries will be shown online and winners will be selected at the **April** meeting. Prizes will be awarded for

- Viewer's Choice
- Best Use of Challenge Fabric
- Most Creative Interpretation of the Challenge Theme
- Best Construction of Quilt Top – could be applique or piecing
- Best Quilting
- Best Label

Each entry can only win once – if a quilt receives the most votes in more than one category, it will be awarded the prize where it earned the most votes and then will be disqualified from the other categories.

--Jess Millikan

---

## Minutes, Zoom General Meeting December 16, 2020

The meeting was called to order at 4:03 p.m. by Angi Merlone. Angi welcomed new members Brenda Ziegler and Debbie Lanni; the minutes were approved.

Gale told everyone about Julie's loss. Her beloved son Greg passed away. Many of us came to know him at the County Fair. We send our condolences to Julie and her family.

Sara gave the Treasurer's report: Vanguard has: \$19,824.76 and \$42,031.17 is in the Chase account.

Sandi da Roza asked for nominations for Quilter of the Year. Submit nominations to her through email.

January's meeting will be switched to the evening at 6:00 to allow people to watch the Inauguration. The speaker will be first and the business meeting after that. The switch in the meeting order is because our speaker is coming from Nebraska.

Next virtual retreat will be Jan. 29-31. Sign-ups start now and will close Jan. 22.

Julie's 2-day workshop will be held Jan. 21-22. Sign up with Terry if you want to join.

Jess still has fabric for the Challenge. She has added a new category -- Best Label -- so don't forget to add a label to your project.

Julie will be taking another batch of finished quilts to the CZU fire victims next week. Contact her if you have quilts to donate. People pillows go to the St. Anthony's Stitchers.


### Show and Tell



Joanne Dunbar:  
Walkers 2020 Stockings



*Sandy Kelly:  
Courthouse Steps, left, and Table Runner, below*



*Barb Sanders:  
Papercut Snowflake and Scissors – A block of the month designed by Amy Friend, from During Quiet Time. It is paper pieced and measures 60"x 72". Lots of fun to make (just) one of these a month, and to find "silver" cotton for the scissors. Begun in 2019.*

*Boughs and Bows -- 30"x 45". This pattern is from a magazine a couple of years ago.*





*Gwen Matteuci:  
Bali Seas batiks, Bricks Tablerunner & Tree napkins*




*Grace Hardy: Silver Tree (Barb Conklin quilted)*



*Barbara Conklin: Panel and Flying Geese*



Connie Bowles:  
Sara's Table Runner (wax print fabrics);  
Steph's Christmas Table Runner



Angi Merlone:  
Rainbow Tere's Quilt



Sue Garcia:  
1950s Christmas Tablescape



Terry Caselton:  
Embroidered Trees  
Fabric House made for granddaughter (bought at Road to California)



Kathy McGuffin: Grinch Who Stole Christmas Advent Panel



Jess Millikan: Valentine's Winter Seed pink table topper



Sandi Adger:  
Christmas 2020 Jelly roll quilt



Irma Lopez:  
T-shirt quilt for 20-year cancer survivor



Gale Green:  
*Christmas Morning Delight, 38" x 38"*  
*Christmas Tabletopper, 40" x 48" with 1½" strips*



Gale Green:  
*Christmas Quilt – 64" x 64" Holly Design quilting*



Lisa Allard:  
*Sloth*

Business meeting ended at 4:50. John Green played holiday songs during break (from Rhode Island). Gale started the party at 4:55, which included stories from Mary Raftery and Mary Lazarus.

There were five table decorations entries: Michele Parry, Barb Hall, Ruth Gilroy, Mom Phyllis Obley and Nancy Krosse.

The winners were:

Most Festive: Michele Parry

Most Creative: Mom

Most Like to Sit Down at: Nancy Krosse

Featherweight raffle made \$1,690. Margie Bajurin and Andrea Wolff donated machines. Lucky winners were Kathy McGuffin and Maria Iorillo.

### **Secret Santa**

We watched lots of the gifts being opened and the guessing who gave them from the clues in the paperwork.

John continued to play throughout the event and on his birthday.

### **GREAT JOB GALE!**

Lots of fun!!!

*-- Respectfully submitted, Barb Hall, secretary*

---

## **Friday Free Table resumes in January**

Friday Free Table will resume again in January. It will be held at Angi Merlone's. We currently have no fabric to distribute. If you have fabric to donate, we would love to have it after the holidays.

### **PQ Virtual Machine Embroidery Bee**

Some of you have asked and I am happy to host a "Virtual" (Zoom) Machine Embroidery Bee where we can learn from each other, share ideas and designs and have lots of fun together!

"Virtual" is so great because our machines are heavy and this way we don't have to move them and are sewing in our homes even in our jammies if we want. All Embroidery Machine brands welcome.

Email me if you are interested, and we will work out the details and a day and time that works for all of us: Terry Caselton, [terry@pamstravel.net](mailto:terry@pamstravel.net) 650-773-5756.

---

## Affiliates

Please support our affiliates by shopping and taking classes at their stores.

Remember to take your Guild membership card, as discount policies vary by affiliate.

**Always Quilting**, (650) 458-8580, 4230 Olympic Ave., San Mateo CA 94403  
[www.alwaysquiltingonline.com](http://www.alwaysquiltingonline.com), [info@alwaysquiltingonline.com](mailto:info@alwaysquiltingonline.com)

**Bolt Fabric + Home**, (707) 894-2658, 219 N. Cloverdale Blvd., Cloverdale, CA 95425  
[www.boltcloverdale.com](http://www.boltcloverdale.com), [info@boldcloverdale.com](mailto:info@boldcloverdale.com)

**Broadway Quilts**, (707) 938-7312, 20525 Broadway, Sonoma CA 95476  
[www.BroadwayQuilts.com](http://www.BroadwayQuilts.com), [Gery@broadwayquilts.com](mailto:Gery@broadwayquilts.com)

**Empty Spools Seminars**, 5306 Springridge Ct., Fairfield CA 94534-4005  
[www.emptyspoolsseminars.com](http://www.emptyspoolsseminars.com), [info@emptyspoolsseminars.com](mailto:info@emptyspoolsseminars.com)

**Ralph's Vacuum & Sewing Center**, (650) 368-2841, 837 Main Street, Redwood City, CA 94063  
[www.ralphsvacnsew.com](http://www.ralphsvacnsew.com), [info@ralphsvacnsew.com](mailto:info@ralphsvacnsew.com)

**Serge • A • Lot**, (415) 715-8405, 1949 Ocean Ave., San Francisco CA 94127  
[Sergelot@gmail.com](mailto:Sergelot@gmail.com)

---

**Newsletter Information:** Peninsula Quilters Gazette is published monthly. Cutoff date for submissions is the 25th of the month. Please email submissions to the Editor, with "Newsletter" in the subject line at: [newsletter@peninsulaquilters.org](mailto:newsletter@peninsulaquilters.org). ***We need your input!***

---

**Peninsula Quilters:** <http://www.peninsulaquilters.org>      **WebAdmin:** [webadmin@peninsulaquilters.org](mailto:webadmin@peninsulaquilters.org)  
Peninsula Quilters Guild is a 501(c)(3) organization. All donations are tax deductible as permitted by law. Federal ID 94-2747778.

---

*Names, addresses, phone numbers, email addresses included in Peninsula Quilters Guild membership directory and newsletters are intended to conduct business of the Guild only. Use of this information for commercial purposes, other solicitation, or purpose is expressly prohibited.*

*Reprint Permission: Any quilt guild with whom we exchange newsletters may reprint articles from the PQ Gazette by adding the following credit line: "This article is reprinted from the (month, year) issue of the Peninsula Quilters Gazette of the Peninsula Quilters Guild, San Mateo, CA."*

**Peninsula Quilters Gazette**  
**PO Box 2423**  
**Redwood City CA 94064**  
[www.peninsulaquilters.org](http://www.peninsulaquilters.org)

**FIRST  
CLASS  
MAIL**

**Bring to Next Meeting:**

Your Name Tag  
LifeMoves/Baby Quilts  
Show & Tell